

4-5
años

Yo aprendo
Inglés

Actividades ingeniosas y divertidas



Para
acompañar
los primeros
aprendizajes

•
Consejos
e ideas para
los padres

•
Ilustraciones
a todo color

Con pegatinas didácticas

susaeta

PEGATINAS



PÁG. 4



PÁG. 10





PÁG. 12





Who is he?

Read. Draw lines to match the pictures with the right sentences.



HE'S JOHN.

SHE'S MARY.

SHE'S SALLY.

HE'S PAUL.



What's your name?

Draw lines and complete the sentences.



MY NAME'S...

PAUL



MY NAME'S...

SALLY



MY NAME'S...

MARY



MY NAME'S...

JOHN

Read and answer the questions.

WHAT'S YOUR NAME?

I'M _____



WHO IS SHE?

SHE'S _____



WHO IS HE?



HE'S _____



Counting to 10

Find the missing stickers. Count and draw lines to match.

1 2 3 4 5 6 7 8 9 10





Numbers 1 to 10

Put the missing stickers in the right places. Count and write the numbers.

1
ONE
ONE

6
SIX
SIX

2
TWO
TWO

7
SEVEN
SEVEN

3
THREE
THREE

8
EIGHT
EIGHT

4
FOUR
FOUR

9
NINE
NINE

5
FIVE
FIVE

10
TEN
TEN



How old are you?

Count the candles and answer the questions.

HOW OLD IS SALLY?

SHE'S



HOW OLD IS PAUL?

HE'S



HOW OLD IS JOHN?

HE'S



HOW OLD IS MARY?

SHE'S



HOW OLD ARE YOU?

I'M

Read and circle the right answer.



HE'S EIGHT. HE'S SEVEN.

SHE'S FOUR. SHE'S FIVE.

HE'S TWO. HE'S THREE.



PARA PADRES

Para fijar bien en la memoria la pregunta sobre la edad, será divertido jugar a formularsela a toda la familia.



Happy birthday!

Look at the picture. Count and write the numbers following the example.



CAKE



COOKIES



CAPS



CANDLES



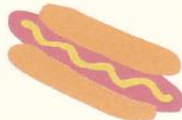
CROWNS



PARCELS




TOY CARS



HOT-DOGS



PLASTIC CUPS




BALLOONS



What colour is it?


Draw lines to match the pictures and the colours.



STRAWBERRY

PURPLE

ORANGE



GRAPES



LETTUCE


RED



CARROT

GREEN

YELLOW



BANANA

Complete with the right stickers.

ORANGE IS THE COLOUR OF

I LIKE GREEN

THIS IS A RED

GRAPES ARE

BANANAS ARE



Colours

Complete the table following the example. Then, colour the picture following the code.

ONE	<input type="text" value="1"/>	RED	FIVE	<input type="text"/>	ORANGE
---	<input type="text"/>	GREEN	---	<input type="text"/>	BLACK
THREE	<input type="text"/>	BLUE	---	<input type="text"/>	PURPLE
---	<input type="text"/>	WHITE	EIGHT	<input type="text"/>	YELLOW



PARA PADRES

El aprendizaje de una segunda lengua permite reforzar nociones básicas, como los números y las cantidades.



Rhymes


Look the pictures and read aloud. Find the stickers whose names rhyme with the words in each row.



STAR



JAR



MOUSE



HOUSE



HAM



LAMB



RAT



HAT



COAT



GOAT



Rhymes

Look the pictures and read aloud. Find the stickers whose names rhyme with the words in each row.



STAR



JAR



MOUSE



HOUSE



HAM



LAMB



RAT



HAT



COAT



GOAT



Letters or numbers?

Look at the picture and circle the numbers.

1 MY h
30 A 66 4
22 u 7 THIS
i e
100 0
Yes
2
8 54 Hi



PARA PADRES

Diferenciar a simple vista letras de números es un ejercicio tan útil en la lengua materna como en inglés.



Shapes

Find the stickers and complete the rows.



CIRCLE
(sirkel)



SQUARE
(kver)



RECTANGLE
(rektangel)



TRIANGLE
(triangel)



DIAMOND
(daiamod)



HELMET



PACKAGE



BUS



TRAFFIC SIGNAL



KITE

WHEEL

CUSHION

BLACKBOARD

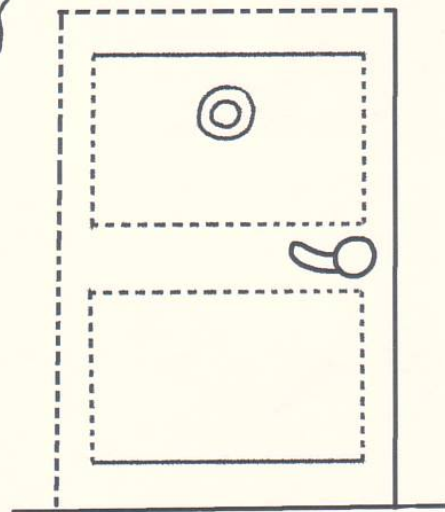
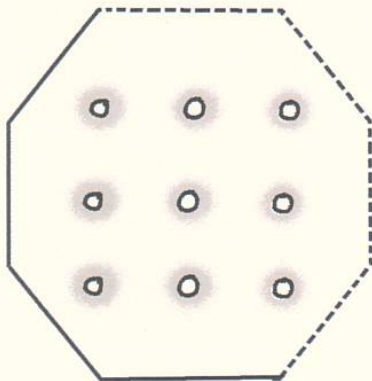

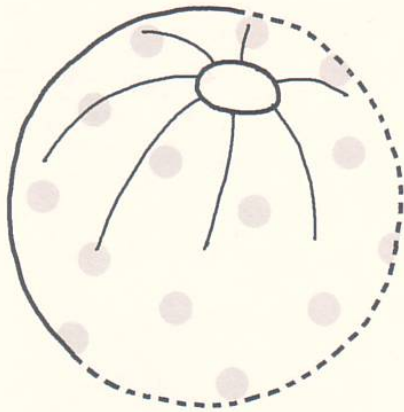
PIZZA

COOKIE



Lines and curves

Carefully trace over the dotted lines. Complete and colour the pictures.



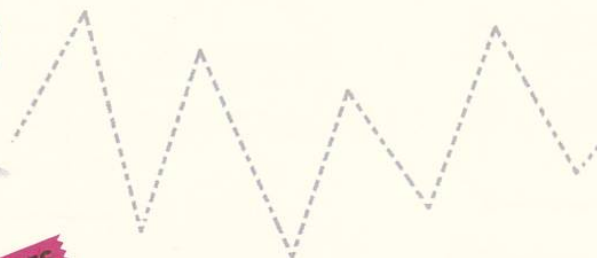

PARA PADRES

Para ejercitar las nociones de líneas rectas y curvas (lines and curves) se puede pedir al niño que las señale en su entorno.



Pencil control

Trace over the dotted lines and help the worms to find their food.



PARA PADRES

Los ejercicios de repasar trazos ayudarán al niño a escribir con mayor seguridad en cualquier lengua que aprenda.



Where is my cheese?

This mouse doesn't know where the cheese is. Can you help it? Trace the path.









Up or down?






Place the stickers in the right column.

UP

DOWN



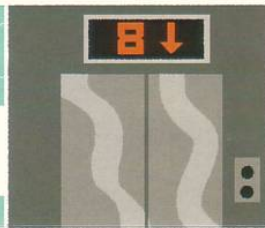

PÁG. 5



PÁG. 8



PÁG. 16



Yo aprendo **Inglés**

Actividades ingeniosas y divertidas



Yo aprendo inglés es una obra destinada a acompañar y reforzar los primeros aprendizajes de esa lengua.



- Lenguaje sencillo y claro
- Instrucciones fáciles de comprender
- Actividades entretenidas y creativas
- Simpáticas ilustraciones a todo color

El libro incluye una lámina de divertidas pegatinas que encantarán a los niños y harán más atractivas las tareas.

Para menores de 36 meses se recomienda la supervisión de un adulto.

ISBN: 978-84-677-4393-7



9 788467 743937

www.susaeta.com

3221-02



© SUSAETA EDICIONES, S.A.
C/ Campezo, 13 - 28022 Madrid
Tel.: 91 3009100 - Fax: 91 3009118
Impreso y encuadernado en España

1.95

Cualquier forma de reproducción, distribución, comunicación pública o transformación de esta obra solo puede ser realizada con la autorización de sus titulares, salvo excepción prevista por la ley. Diríjase a CEDRO (Centro Español de Derechos Reprográficos) si necesita fotocopiar o escanear algún fragmento de esta obra (www.conlicencia.com: 91 702 19 70 / 93 272 04 47).